

## Region of provenance



## *Quercus ilex* L.

Table 10: Region of provenance of *Quercus ilex* L. (qil)

Region of provenance	Region of Provenance and/or National register reference	Latitude	Longitude
<b>qil-K</b>	qil-Λασιθι-K	35.14.15N	25.30.32E

Region of provenance  
*Fagus sylvatica* L.



Table2: Region of provenance of *Fagus sylvatica* L. (fsy)

Region of provenance	Region of Provenance and/or National register reference	Latitude	Longitude
fsy-H	fsy-3α Κόνιτσα-Η	40.18.40N	20.48.56E
	fsy-3β Κόνιτσα-Η	40.18.40N	20.48.00E

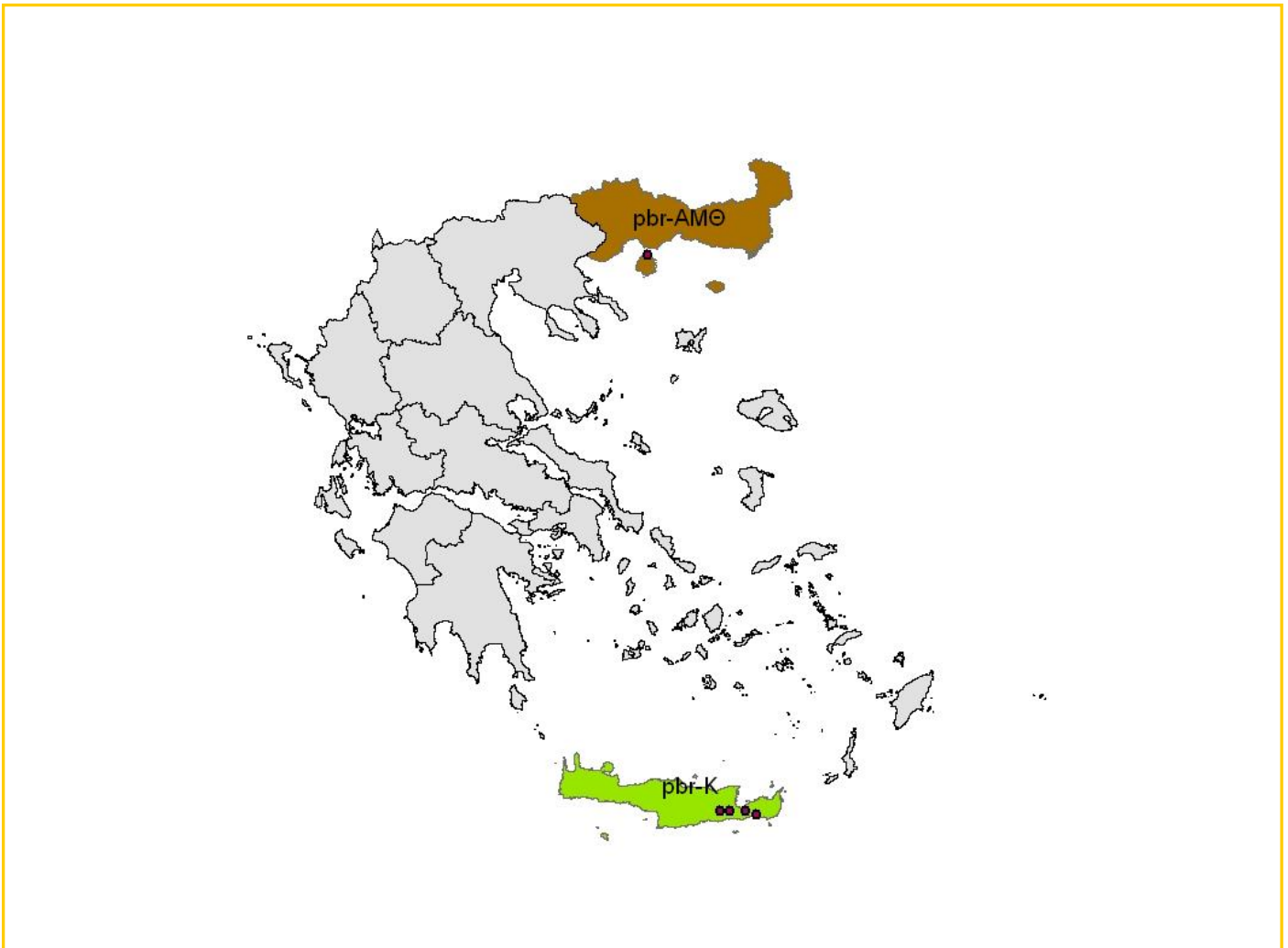
**Region of provenance**  
*Picea abies* Karst



**Table3: Region of provenance of *Picea abies* Karst (pab)**

Region of provenance	Region of Provenance and/or National register reference	Latitude	Longitude
<b>pab-AMTH</b>	pab-139α Δράμα-AMΘ	41.28.21N	24.19.51E
	pab-139γ Δράμα-AMΘ	41.28.30N	24.20.30E

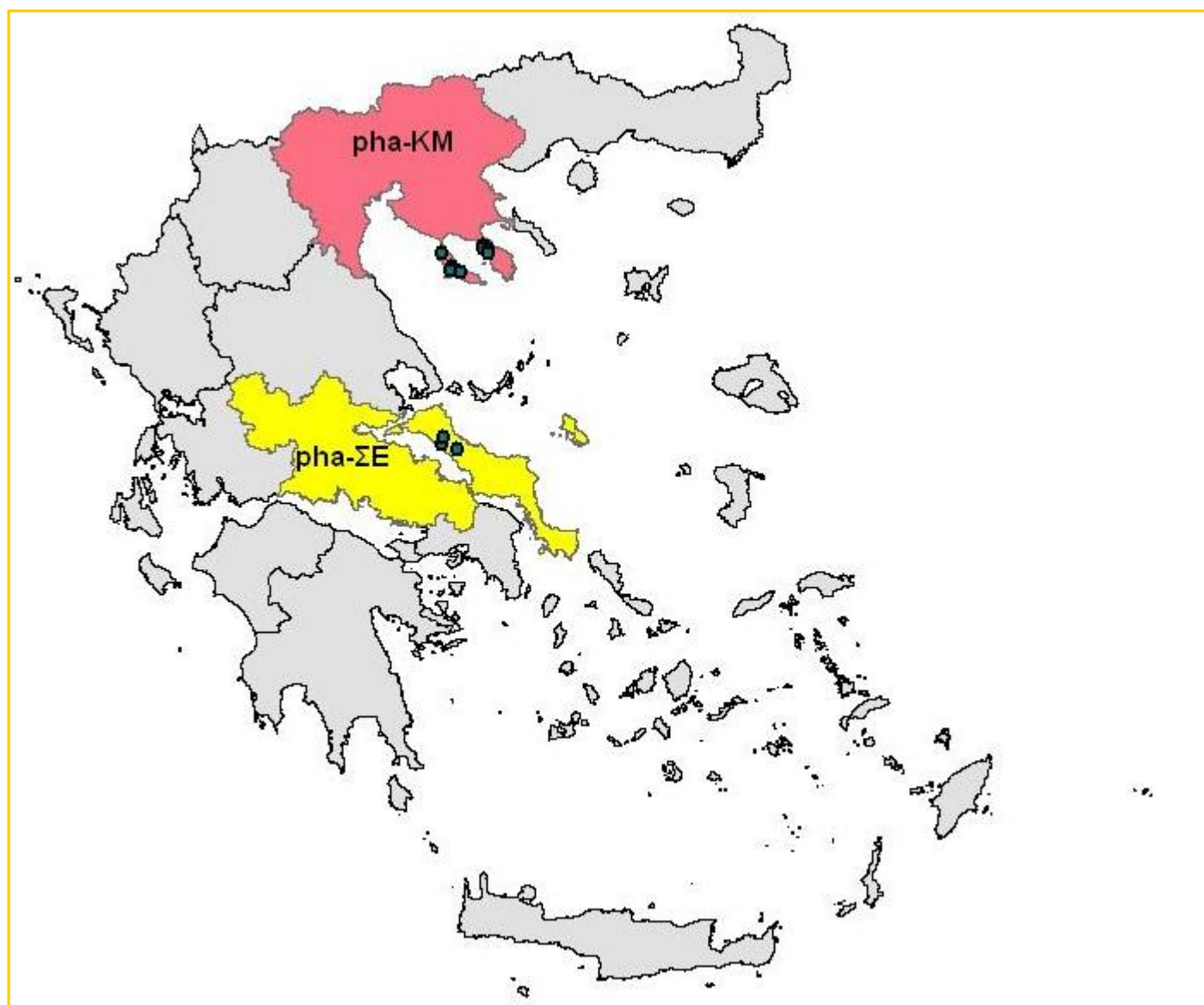
**Region of provenance  
*Pinus brutia* Ten**



**Table 4: Region of provenance of *Pinus brutia* Ten (pbr)**

Region of provenance	Region of Provenance and/or National register reference	Latitude	Longitude
<b>pbr-K</b>	pbr-1Λασιθι-K	35.02.34N	25.58.50E
	pbr-2Λασιθι-K	35.04.38N	25.50.33E
	pbr-3Λασιθι-K	35.05.28N	25.39.26E
	pbr-4Λασιθι-K	35.05.28N	25.32.11E
<b>pbr-AMTH</b>	pbr-13β Θάσος-AMΘ	40.46.40N	24.40.00E

**Region of provenances  
*P.halepensis* Mill**



**Table 5: Region of provenance of *Pinus halepensis* Mill (pha)**

Region of provenance	Region of Provenance and/or National register reference	Latitude	Longitude
pha-SE	pha-9β Ευβοΐα-ΣΕ	38.45.24N	23.21.25E
	pha-2β Ευβοΐα-ΣΕ	38.48.17N	23.22.07E
	pha-15α Ευβοΐα-ΣΕ	38.43.15N	23.29.20E
pha-KM	pha-73(α,β,γ,δ),74(ε,ζ) Κασσάνδρα-KM	40.08.00N	23.20.00E
	pha-53(α,β,γ,δ,ε) Κασσάνδρα-KM	40.02.00N	23.26.00E
	pha-50(α,β,γ,δ,ε) Κασσάνδρα-KM	40.00.03N	23.25.05E
	pha-35(α,β,γ,δ) Κασσάνδρα-KM	40.00.00N	23.31.00E
	pha-31ε Πολύγυρος-KM	40.11.00N	23.44.00E
	pha-31ζ Πολύγυρος-KM	40.10.40N	23.43.10E
	pha-32α Πολύγυρος-KM	40.10.20N	23.43.30E
	pha-33γ Πολύγυρος-KM	40.09.00N	23.46.30E
	pha-36β Πολύγυρος-KM	40.09.20N	23.46.30E
	pha-36γ Πολύγυρος-KM		
		40.08.00N	23.46.00E

**Region of provenance**  
*Pinus leucodermis* Antoine



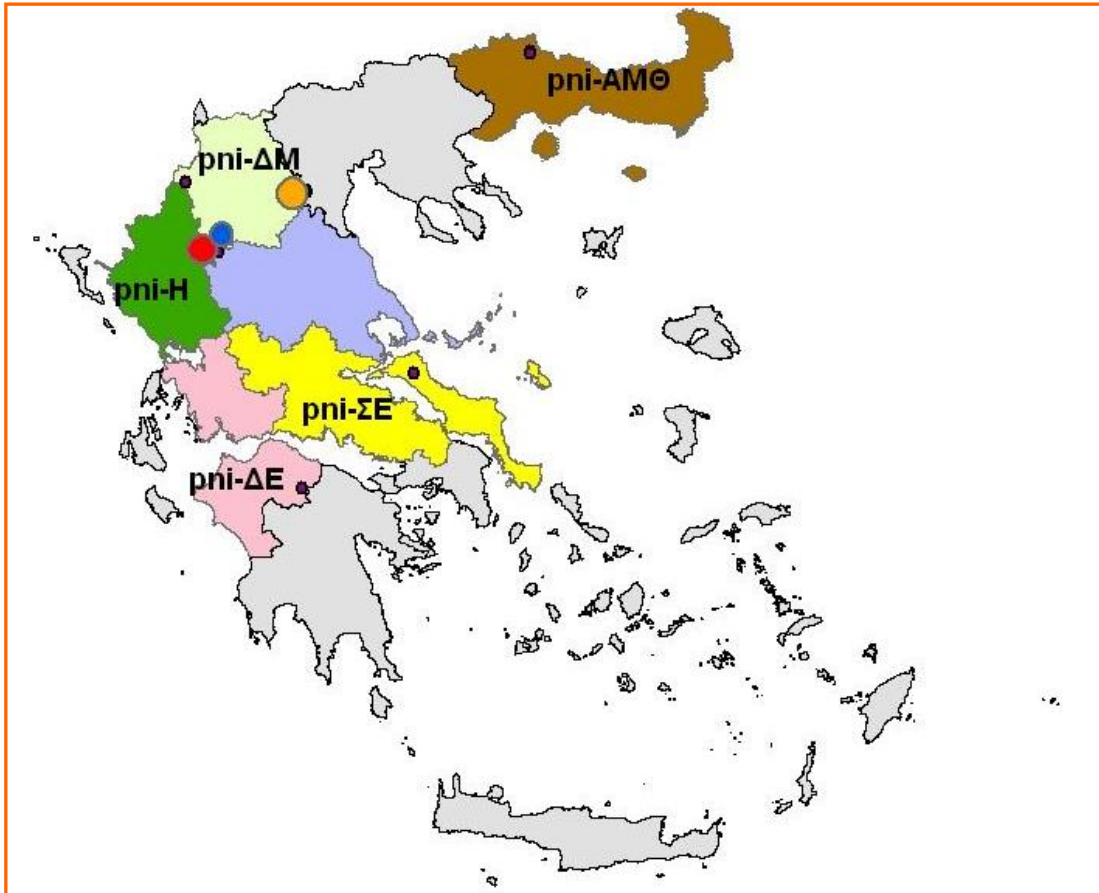
**Table 6: Region of provenance of *Pinus leucodermis* Antoine (ple)**

Region of provenance	Region of Provenance and/or National register reference	Latitude	Longitude
<b>ple-H</b>	ple-6α Κόνιτσα-Η	40.19.00N	20.54.00E
	ple-6β Κόνιτσα-Η	40.19.00N	20.53.00E
	ple-6γ Κόνιτσα-Η	40.18.00N	20.54.00E
	ple-7α Κόνιτσα-Η	40.19.20N	20.53.30E
	ple-7β Κόνιτσα-Η	40.19.30N	20.53.50E
	ple-7γ Κόνιτσα-Η	40.19.30N	20.53.25E



**Region of provenances**  
*P. nigra* Arnold

**Table 7: Region of provenances of *Pinus nigra* Arnold (pni)**



Region of provenance	Region of Provenance and/or National register reference	Latitude	Longitude
pni-SE	pni-3στ Λίμνης Ευβοίας-	38.52.02N	23.18.17E
	pni-3γ Μετσόβου-H	39.51.07N	21.13.21E
pni-H	pni-5β Μετσόβου-H	39.51.13N	21.14.25E
	pni-5γ Μετσόβου-H	39.51.21N	21.14.25E
	pni-5δ Μετσόβου-H	39.51.21N	21.14.26E
	pni-5α Μετσόβου-H	39.52.12N	21.13.40E
	pni-5β Μετσόβου-H	39.52.22N	21.13.40E
	pni-TH	24δ Καλαμπάκα-Θ	39.48.00N
pni-DM	pni-13δ Γρεβενά-ΔΜ	39.53.00N	21.15.00E
	pni-13γ Γρεβενά-ΔΜ	39.53.06N	21.15.07E
	pni-36γΚαστοριά-ΔΜ	40.21.00N	20.55.00E
	pni-8στΚοζάνι-ΔΜ	40.28.22N	22.08.39E
	pni-7βΚοζάνη-ΔΜ	40.17.52N	22.10.34E
	pni-7εΚοζάνι-ΔΜ	40.18.12N	22.09.51E
	pni-7δΚοζάνη-ΔΜ	40.17.51N	22.09.47E
	pni-7γΚοζάνη-ΔΜ	40.17.59N	22.10.14E
pni-AMTH	pni-7στΚοζάνη-ΔΜ	40.18.24N	22.09.37E
	pni-26ζ Δράμα-ΑΜΘ	41.25.21N	24.30.27E
	pni-30α Δράμα-ΑΜΘ	41.24.54N	24.30.18E
	pni-30β Δράμα-ΑΜΘ	41.24.54N	24.30.12E
pni-DE	pni-6γΖαρούγλα-ΔΕ	37.57.00N	22.11.00E

**Region of provenance**  
*Pinus pinea* L.



**Table 9: Region of provenance of *Pinus pinea* L. (ppe)**

Region of provenance	Region of Provenance and/or National register reference	Latitude	Longitude
<b>ppe-KM</b>	ppe-15β Πολύγυρος-KM	40.12.00N	23.44.00E
	ppe-14β Πολύγυρος-KM	40.13.00N	23.44.00E
	ppe-37α Πολύγυρος-KM	40.09.00N	23.46.00E
	ppe-37β Πολύγυρος-KM	40.10.00N	23.47.00E
	ppe-38β Πολύγυρος-KM	40.10.10N	23.47.20E



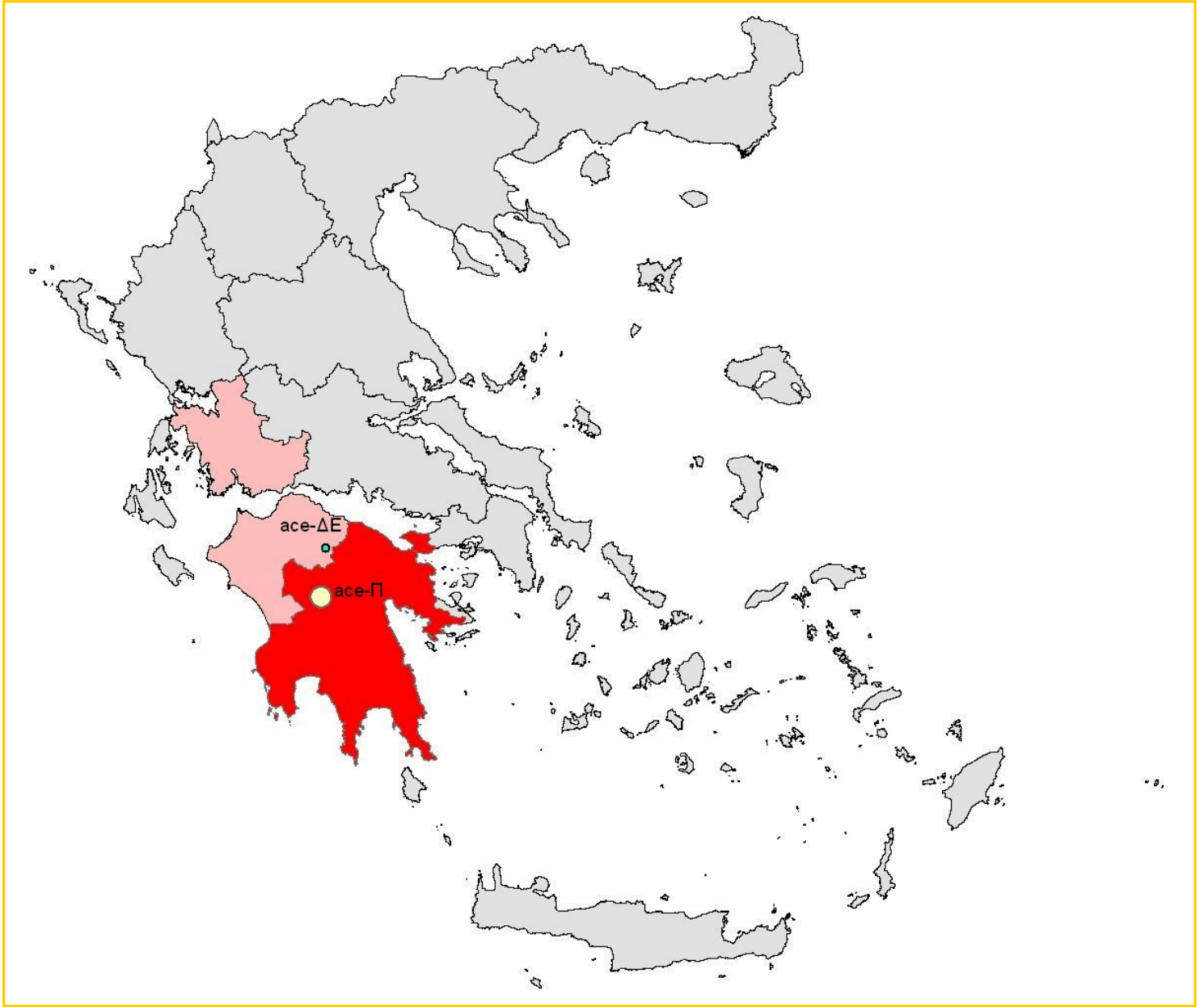
**Region of provenances**  
*Pinus sylvestris* L.



**Table 8: Region of provenances of *Pinus sylvestris* L.(psy)**

Region of provenance	Region of Provenance and/or National register reference	Latitude	Longitude
<b>psy-KM</b>	psy-25β Σέρρες-KM	41.15.00N	23.31.00E
	psy-19β Σέρρες-KM	41.17.00N	23.34.00E
	psy-19α Σέρρες-KM	41.17.00N	23.35.00E
<b>psy-AMTH</b>	psy-79α Δράμα-AMΘ	41.28.30N	24.17.48E
	psy-79β Δράμα-AMΘ	41.28.36N	24.16.54E
	psy-79δ Δράμα-AMΘ	41.28.42N	24.17.48E
	psy-79γ Δράμα-AMΘ	41.28.54N	24.17.24E

**Region of provenance**  
*Abies cephalonica* Loud.



**Table 1: Region of provenance of *Abies cephalonica* Loud (ace)**

Region of provenance	Region of Provenance and/or National register reference	Latitude	Longitude
<b>ace-P</b>	ace-15 Βοτρία-Π	37.35.10N	22.10.44E
	ace-16 Βοτρία-Π	37.34.35N	22.10.10E
	ace-17 Βοτρία-Π	37.34.25N	22.09.18E
	ace-41 Βοτρία-Π	37.34.50N	22.08.22E
	ace-42 Βοτρία-Π	37.34.52N	22.07.42E
	ace-50 Βοτρία-Π	37.35.45N	22.06.54E
	ace-52 Βοτρία-Π	37.35.25N	22.07.23E
	ace-53 Βοτρία-Π	37.35.24N	22.08.23E
	ace-54 Βοτρία-Π	37.35.13N	22.09.19E
	ace-58 Βοτρία-Π	37.36.10N	22.08.18E
ace-61 Βοτρία-Π	37.36.53N	22.08.10E	
ace-66 Βοτρία-Π	37.37.04N	22.07.34E	
<b>ace-DE</b>	ace-6γ Ζαρούγλα-ΔΕ	37.57.00N	22.11.00E